

Education Commission of the States


- ▶ The only nationwide education interstate compact
- ▶ Founded in 1965 to enlighten, equip and engage education policy makers
- ▶ 53 member states, territories and the District of Columbia
- ▶ Web Site: www.ecs.org

Public Education

It's Kind of a Big Deal!


Students	49.0 million
Classroom Teachers	3.2 million
Other Instructional Staff	1.0 million
Non-Instructional Staff	2.0 million
Total	55.2 million

Or to put it another way, approximately 18% of our nation's population either attend or work for a public K-12 schools



National Comparisons Funding

- ▶ Average Spending Per Pupil (2010-11)
 - National - \$10,826
 - Colorado - \$9,588 (33rd in the country)
- ▶ **Relative Effort** -State & local ed. spending per \$1,000 of income
 - National - \$41
 - Colorado - \$35 (45th in the country)
- ▶ *If Colorado were to tax ourselves at the national average it would mean an additional \$891 million for education*




National Comparisons Teachers

▶ Average Teacher Salary

- National: \$55,202
- Colorado: \$49,202 (27th in the country)


▶ Teacher Student Ratio

- National: 15.4 to 1
- Colorado: 17.0 to 1 (41st in the country)



Finally Some Good News

- ▶ 3rd quarter state tax revenue increased by 7.3%
- ▶ This is the 7th quarter in a row that states have experienced increases
- ▶ State tax revenues are almost back to prerecession levels
- ▶ Tax revenue for Colorado increased by 5.7%



Emerging Issues

- ▶ The danger of a double dip recession
- ▶ Federal budget battles
- ▶ The end of the baby-boomer eco

